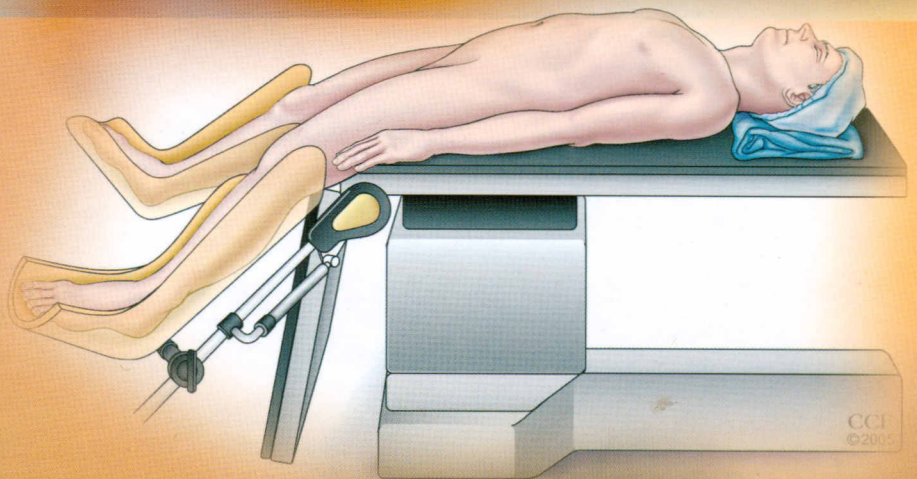
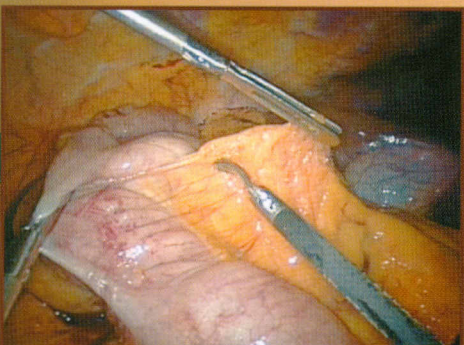
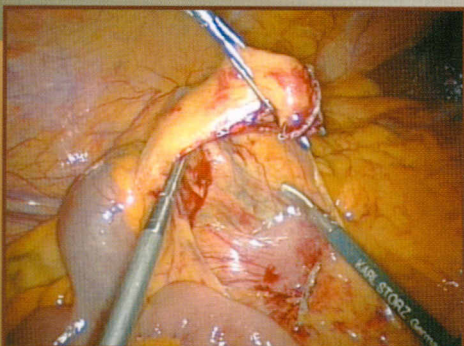
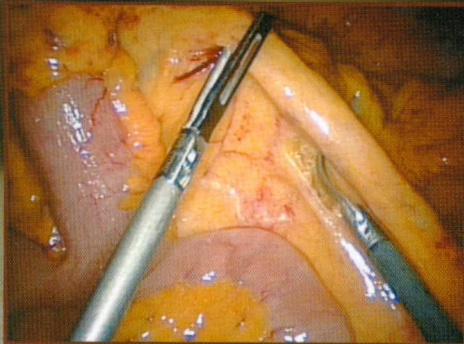


151899

STEP-BY-STEP
PROCEDURAL
DVD
INCLUDED

OPERATIVE TECHNIQUES IN

LAPAROSCOPIC COLORECTAL SURGERY



CONOR P. DELANEY

PAUL C. NEARY

ALEXANDER G. HERIOT

ANTHONY J. SENAGORE



Lippincott Williams & Wilkins

a Wolters Kluwer business

Table of Contents

	Preface	ix
	Acknowledgment	xi
Chapter		
ONE	Traditional Postoperative Management and Fast-track Care Pathways	3
TWO	Development of Laparoscopic Colorectal Surgery	11
	A. Technical advances making procedures feasible	11
	B. Benign versus malignant disease	13
	C. Training and initial case selection	15
THREE	Instrumentation and Setup	21
	A. Operating room requirements	21
	B. Surgical instruments	22
	C. Financial implications of laparoscopic colectomy	31
FOUR	Key Operative Steps	37
	A. Positioning and basic port insertion	37
	B. Low inferior mesenteric artery ligation	39
	C. High inferior mesenteric artery ligation	41
	D. Ligation of the ileocolic artery	43
	E. Division of the upper rectum and mesorectum	44
	F. Laparoscopic anastomotic techniques	46
	G. Mobilization of the splenic flexure	47

H. Mobilization of hepatic flexure	49
I. Port site closure	50

FIVE Operative Procedures

SEGMENTAL COLECTOMY 61

A. Right hemicolectomy	61
B. Ileocecectomy	67
C. Sigmoid colectomy	73

RECTAL SURGERY 81

D. Low anterior resection	81
E. Abdominoperineal resection	89
F. Hartmann reversal	95
G. Resection rectopexy	99
H. Wells rectopexy	105

TOTAL COLECTOMY 110

I. Subtotal colectomy and ileorectal anastomosis	110
J. Proctocolectomy and ileal pouch anal anastomosis	122

STOMA FORMATION 130

K. Loop sigmoid colostomy	130
L. Loop ileostomy	134

SIX Dealing with Complications and Other Technical Tricks 159

A. Hemorrhagic problems	159
B. Indications for conversion	159
C. Port site problems	160
D. Equipment failure	160

E.	Organ injury—electrocautery and tears	161
F.	Anastomotic defects	161
SEVEN	Other Useful Techniques	165
A.	Entry into the lesser sac	165
B.	Laparoscopic suturing	165
C.	Testing the bladder after colovesical fistula repair	166
D.	Mobilization of the hepatic flexure	166
E.	Identification of median sacral artery	167
F.	Snake retractor	168
G.	Mobilization of sigmoid colon—lateral to medial	168
H.	Uterine sling in pelvic dissection	169
EIGHT	Bibliography	173
	Index	175