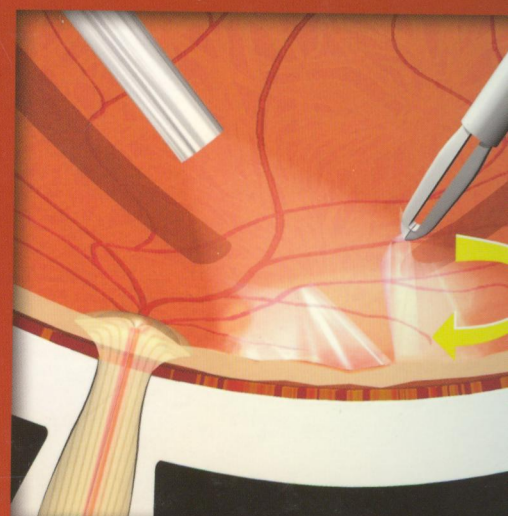
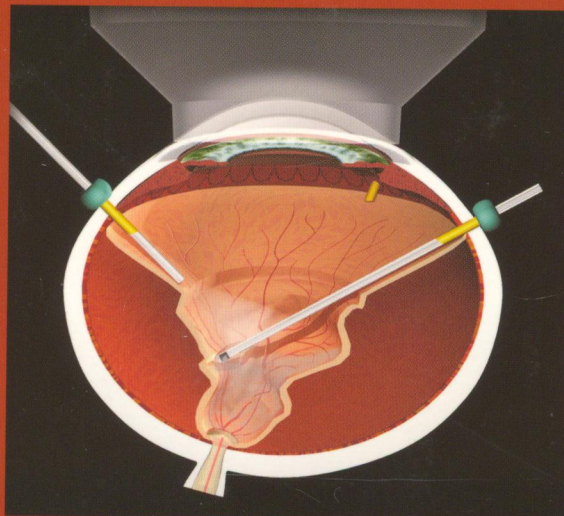
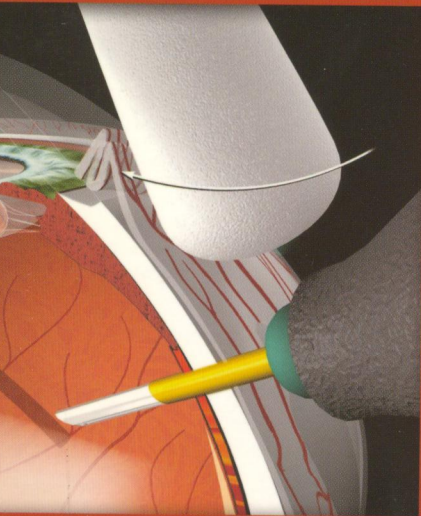


152267

FOURTH EDITION

# Vitreous Microsurgery



STEVE CHARLES  
JORGE CALZADA • BYRON WOOD



Lippincott Williams & Wilkins  
a Wolters Kluwer business

# Contents

Preface ix

Acknowledgments xi

- 1 Presurgical Evaluation and Decision Making 1
- 2 Surgical Systems and Tools, Anesthesia, and Operating Room Organization 15
- 3 Vitrectomy Techniques and Technology for Anterior Segment Problems 33
- 4 General Posterior Segment Techniques 55
- 5 25-Gauge, Sutureless, Transconjunctival Vitrectomy 85
- 6 Diabetic Retinopathy 95
- 7 Prophylaxis of Retinal Breaks and Scleral Buckling 113
- 8 Vitrectomy for Retinal Detachment 119
- 9 Proliferative Vitreoretinopathy 127
- 10 Giant Breaks 139
- 11 Pneumatic Retinopexy and Office Fluid-Air-Gas Exchange 145
- 12 Epimacular Membranes 149
- 13 Macular Holes 157
- 14 Submacular Surgery and Macular Translocation 163
- 15 Nonsurgical Treatment of Subfoveal Choroidal Neovascular Membranes 171
- 16 Intravitreal Corticosteroids 177
- 17 Venous Occlusive Disease 179
- 18 Trauma 183
- 19 Endophthalmitis 193
- 20 Retinopathy of Prematurity 197
- 21 Pediatric Traction Retinal Detachments 207
- 22 Inadvertent Penetration of the Eye 209
- 23 Management of Suprachoroidal Hemorrhage 211
- 24 Complications of Vitreoretinal Surgery 215
- 25 Surgical Self-Education 221

Index 225