

151362

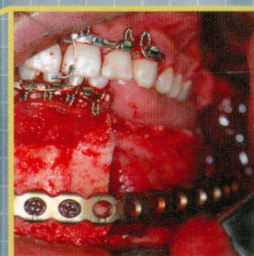
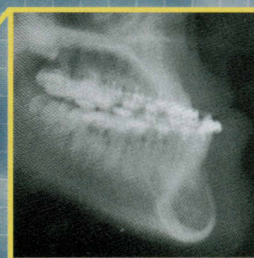
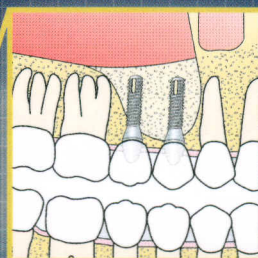
evolve

<http://evolve.elsevier.com>

CONTEMPORARY

Oral and Maxillofacial Surgery

FIFTH EDITION



MOSBY
ELSEVIER

JAMES R. HUPP
EDWARD ELLIS III
MYRON R. TUCKER

Contents

PART I: PRINCIPLES OF SURGERY 1

- 1 Preoperative Health Status Evaluation 3**
James R. Hupp
- 2 Prevention and Management of Medical Emergencies 21**
James R. Hupp
- 3 Principles of Surgery 41**
James R. Hupp
- 4 Wound Repair 47**
James R. Hupp
- 5 Infection Control in Surgical Practice 59**
James R. Hupp

PART II: PRINCIPLES OF EXODONTIA 71

- 6* Instrumentation for Basic Oral Surgery 73**
James R. Hupp
- 7* Principles of Uncomplicated Exodontia 95**
James R. Hupp
- 8 Principles of More Complex Exodontia 127**
James R. Hupp
- 9* Principles of Management of Impacted Teeth 153**
James R. Hupp
- 10* Postoperative Patient Management 179**
James R. Hupp
- 11* Prevention and Management of Surgical Complications 185**
James R. Hupp

- 12 Medicolegal Considerations 201**
Victoria J. Sterling and Myron R. Tucker

PART III: PREPROSTHETIC AND IMPLANT SURGERY 211

- 13 Preprosthetic Surgery 213**
Myron R. Tucker, Brian B. Farrell, and Bart C. Farrell
- 14 Contemporary Implant Dentistry 253**
Peter E. Larsen and Edwin A. McGlumphy

PART IV: INFECTIONS 289

- 15* Principles of Management and Prevention of Odontogenic Infections 291**
Thomas R. Flynn
- 16* Complex Odontogenic Infections 317**
Thomas R. Flynn
- 17 Principles of Endodontic Surgery 337**
Stuart E. Lieblich
- 18 Management of the Patient Undergoing Radiotherapy or Chemotherapy 363**
Edward Ellis III
- 19 Odontogenic Diseases of the Maxillary Sinus 383**
Myron R. Tucker and Sterling R. Schow
- 20 Diagnosis and Management of Salivary Gland Disorders 397**
Michael Miloro

PART V: MANAGEMENT OF ORAL PATHOLOGIC LESIONS 421

- 21 Principles of Differential Diagnosis and Biopsy 423**
Edward Ellis III and Roger E. Alexander
- 22 Surgical Management of Oral Pathologic Lesions 449**
Edward Ellis III

*The editors wish to acknowledge the past contributions of the late Larry Peterson, DDS, MS. It was his vision that shaped the creation of this publication, now in its fifth edition, and made it the leading textbook in the area of oral and maxillofacial surgery. Other authors have rewritten the chapters authored by Dr. Peterson in prior editions, but his influence is still strong in the organization and words used.

**PART VI: ORAL AND MAXILLOFACIAL
TRAUMA 469**

**23 Soft Tissue and Dentoalveolar
Injuries 471**
Edward Ellis III

24 Management of Facial Fractures 493
Mark W. Ochs and Myron R. Tucker

PART VII: DENTOFACIAL DEFORMITIES 519

**25 Correction of Dentofacial
Deformities 521**
Myron R. Tucker, Brian B. Farrell, and Bart C. Farrell

26 Facial Esthetic Surgery 565
Mark W. Ochs and Peter N. Demas

**27 Management of Patients with Orofacial
Clefts 583**
Edward Ellis III

**28 Surgical Reconstruction of Defects
of the Jaws 605**
Edward Ellis III

**PART VIII: TEMPOROMANDIBULAR DISORDERS
AND FACIAL PAIN 617**

29 Facial Neuropathology 619
James R. Hupp

**30 Management of Temporomandibular
Disorders 629**
Myron R. Tucker, Brian B. Farrell, and Bart C. Farrell

**PART IX: MANAGEMENT OF THE
HOSPITALIZED PATIENT 651**

**31 Management of the Hospitalized
Patient 653**
James R. Hupp

APPENDIXES

**I Instrument List and Typical Retail Prices
(2007) 677**

**II Operative Note (Office Record)
Component Parts 679**

**III Drug Enforcement Administration
Schedule of Drugs and Examples 681**

IV Examples of Useful Prescriptions 683

**V Consent for Extractions and
Anesthesia 685**

VI Antibiotic Overview 687

Index 689