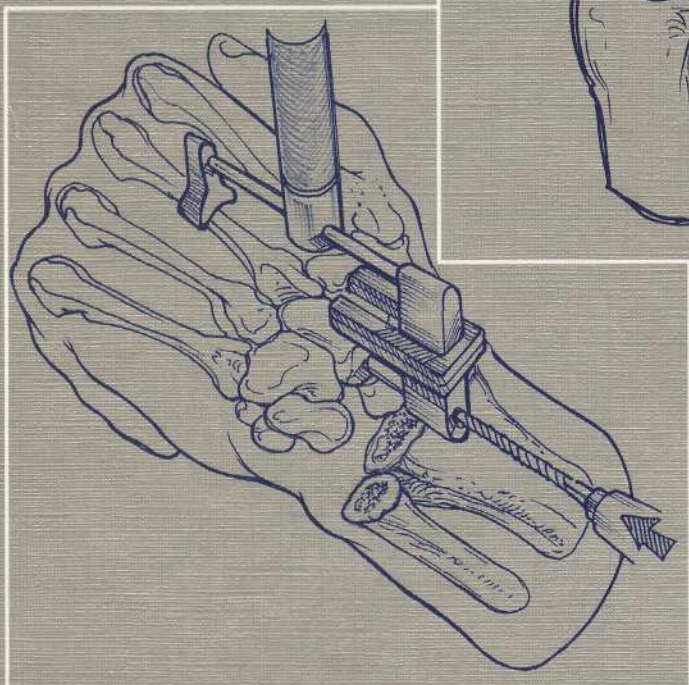
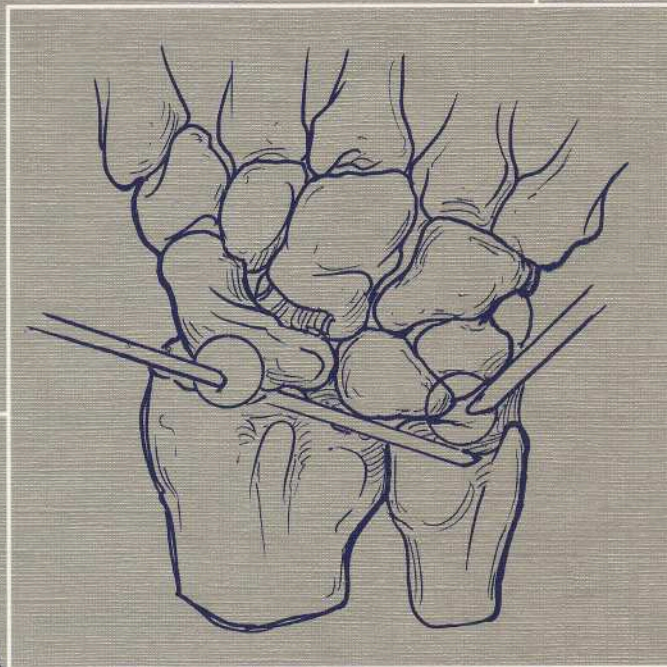
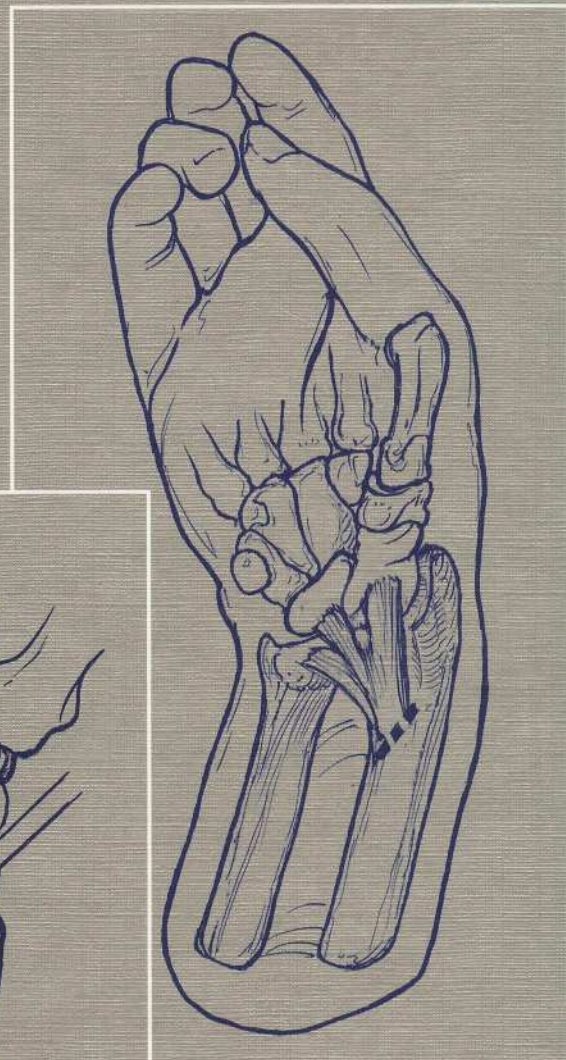


152280

Wrist Surgery

Tricks of the Trade

Mark E. Baratz
Melvin P. Rosenwasser
Brian D. Adams
Scott H. Kozin



Contents

Foreword	xi	
<i>Peter J. Stern, M.D.</i>		
Preface	xiii	
Acknowledgments	xv	
Section I	Overview of Distal Radius Fractures	1
Chapter 1	Closed Reduction and Percutaneous Pin Fixation of Distal Radius Fractures	2
Chapter 2	Limited-Open Reduction and Percutaneous Pin Fixation with External Fixation of Distal Radius Fractures	5
Chapter 3	Intra-articular Fractures of the Distal Radius Treated with Dorsal Plate	8
Chapter 4	Palmar Fracture/Subluxation of the Distal Radius	10
Chapter 5	Open Treatment of a Distal Radius Fracture with a Fixed Angle Palmar Plate	12
Chapter 6	Open Treatment of Galeazzi Fractures	15
Section II	Distal Radius Malunions and Nonunions	19
Chapter 7	Extension Osteotomy for the Malunited Distal Radius	20
Chapter 8	Dorsal and Palmar Osteotomy for Malunion of Distal Radius with Iliac Crest Bone Graft	23
Chapter 9	Malunion of the Distal Radius with Palmar Translation of the Articular Surface	25
Chapter 10	Nonunion of Distal Radius Fractures	27
Section III	Distal Ulna Fractures	29
Chapter 11	Open Reduction and Internal Fixation of an Ulnar Styloid Fracture	30
Chapter 12	Fractures of the Ulnar Head	33
Chapter 13	Fractures of the Ulnar Neck	35
Section IV	Distal Ulna Nonunions	37
Chapter 14	Resect Ulnar Styloid Fracture with Repair of Triangular Fibrocartilage Complex	38
Chapter 15	Nonunion of an Ulnar Neck Fracture	41

Section V.1	The Distal Radioulnar Joint: Unstable Distal Ulna, Head Intact	45
Chapter 16	Open Repair of an Ulnar-Sided Triangular Fibrocartilage Complex Tear	46
Chapter 17	Peripheral Tear of the Triangular Fibrocartilage Complex from the Ulna: Arthroscopic Repair	49
Chapter 18	Reconstruction of Distal Radioulnar Ligaments	53
Section V.2	The Distal Radioulnar Joint: Arthritis	55
Chapter 19	Sauve-Kapandji Procedure	56
Chapter 20	Hemiresection Arthroplasty of the Distal Ulna	58
Chapter 21	Darrach Procedure (Distal Ulna Resection)	60
Section V.3	The Distal Radioulnar Joint: Unstable Distal Ulna, Post-Darrach	63
Chapter 22	Flexor Carpi Ulnaris Tenodesis Stabilization of the Resected Distal Ulna	64
Chapter 23	Extensor Carpi Ulnaris–Flexor Carpi Ulnaris Tenodesis Stabilization of the Resected Distal Ulna	67
Chapter 24	Distal Ulna Implant Arthroplasty	69
Section V.4	The Distal Radioulnar Joint: Ulnocarpal Abutment	73
Chapter 25	Arthroscopic “Wafer” Procedure	74
Chapter 26	Open “Wafer” Procedure	77
Chapter 27	Ulnar Shaft Shortening Osteotomy	79
Section VI.1	The Wrist Joint: Scaphoid Fractures	83
Chapter 28	Percutaneous Screw Fixation of Scaphoid Fractures	84
Chapter 29	Open Reduction and Internal Fixation of Displaced Scaphoid Fractures via Dorsal Approach	87
Section VI.2	The Wrist Joint: Scaphoid Nonunions	89
Chapter 30	Open Reduction and Internal Fixation of Scaphoid Nonunion via Palmar Approach with Distal Radial Bone Graft	90
Chapter 31	Open Reduction and Internal Fixation of Scaphoid Nonunion with Vascularized Bone Graft	93
Section VI.3	The Wrist Joint: Nonunion Hook of Hamate	95
Chapter 32	Excision Hook of Hamate for Nonunion	96
Section VI.4	The Wrist Joint: Scapholunate Ligament Injuries	99
Chapter 33	Arthroscopy and Percutaneous Pin Fixation of Scapholunate Ligament Injuries	100
Chapter 34	Open Scapholunate Ligament Repair	102
Chapter 35	Scapholunate Reconstruction with Dorsal Capsular Flap (Blatt Procedure)	104
Chapter 36	Flexor Carpi Radialis Tendon Stabilization of the Scapholunate Joint (Brunelli Procedure)	106
Chapter 37	Bone Graft–Bone Autograft Reconstruction	108
Chapter 38	Screw Fixation: Reduction and Association of the Scapholunate (RASL) Procedure	110
Section VI.5	The Wrist Joint: Carpal Fracture-Dislocations	113
Chapter 39	Open Reduction and Internal Fixation Perilunate Dislocation via Dorsal Approach	114
Chapter 40	Open Reduction and Internal Fixation Lunate Dislocation via Combined Dorsal–Palmar Approach	116

Chapter 41	Open Reduction and Internal Fixation of Trans-scaphoid Perilunate Fracture Dislocation	119
Chapter 42	Open Reduction and Internal Fixation of Scaphocapitate Syndrome	122
Section VI.6	The Wrist Joint: Arthritis Due to Scapholunate Advanced Collapse and Scaphoid Nonunion Advanced Collapse	125
Chapter 43	Wrist Denervation	126
Chapter 44	Radial Styloidectomy	128
Chapter 45	Proximal Row Carpectomy with Capsular Resurfacing	130
Chapter 46	Scaphoid Excision with Capitulate Triquetrohamate Arthrodesis	133
Chapter 47	Excision Distal Pole of the Scaphoid	135
Section VI.7	The Wrist Joint: Scaphotrapeziotrapezoid Arthritis	137
Chapter 48	Scaphotrapeziotrapezoid Joint Fusion	138
Chapter 49	Scaphotrapeziotrapezoid Joint Arthroplasty	141
Section VI.8	The Wrist Joint: Rheumatoid and Post-traumatic Arthritis	143
Chapter 50	Arthroscopic Synovectomy	144
Chapter 51	Extensor Carpi Radialis Longus to Extensor Carpi Ulnaris Tendon Transfer	146
Chapter 52	Radiocarpal Fusion	148
Chapter 53	Total Wrist Arthrodesis	150
Chapter 54	Total Wrist Arthroplasty	153
Section VI.9	The Wrist Joint: Kienböck Disease	157
Chapter 55	Radial Shortening	158
Chapter 56	Vascularized Bone Grafting for Kienböck Disease	161
Chapter 57	Capitate Shortening with Capitatehamate Fusion	164
Chapter 58	Scaphocapitate Fusion with Lunate Excision	167
Section VI.10	The Wrist Joint: The Pediatric Wrist	171
Chapter 59	Fractional Lengthening	172
Chapter 60	Closing Wedge Osteotomy of Carpus	175
Chapter 61	Tendon Transfer for Wrist Extension	178
Chapter 62	Madelung's Deformity	182
Section VI.11	The Wrist Joint: Ganglions	185
Chapter 63	Excision of Dorsal Wrist Ganglion	186
Chapter 64	Excision of Palmar Wrist Ganglion	188
Section VII.1	The Carpometacarpal Joint: Thumb Carpometacarpal Joint Injuries	191
Chapter 65	Ligament Reconstruction	192
Chapter 66	Closed Reduction and Internal Fixation of Bennett's or Rolando's Fractures	195
Section VII.2	The Carpometacarpal Joint: Thumb Carpometacarpal Arthritis	199
Chapter 67	Metacarpal Osteotomy	200
Chapter 68	Thumb Carpometacarpal Joint Fusion	203
Chapter 69	Ligament Reconstruction with Tendon Interposition	206

Section VII.3	The Carpometacarpal Joint: Finger Carpometacarpal Joint Injuries211
Chapter 70	Closed Reduction and Internal Fixation of Reverse Bennett's Fractures212
Chapter 71	Open Reduction and Internal Fixation of Ring and Small Fracture-Dislocations215
Section VII.4	The Carpometacarpal Joint: Finger Carpometacarpal Arthritis217
Chapter 72	Arthrodesis of Ring and Small Carpometacarpal Joints218
Index221